

Special Orders Form — Exterior Slab & Prehung Doors

*All requests for custom items will be presented as a quote. Requests will not be placed directly on order without review and approval.

Jobsite Delivery Address: (20 doors or more)

*Must provide Jobsite form 100% filled out

Date _____

Account # _____

PO# _____

Purchaser Name _____

Customer Phone # _____

Sales Rep Name _____

Sales Rep Phone # _____

SHIP TO (Property Name) _____

SHIPPING ADDRESS _____

PHONE _____


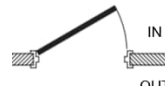
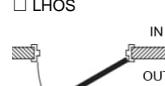

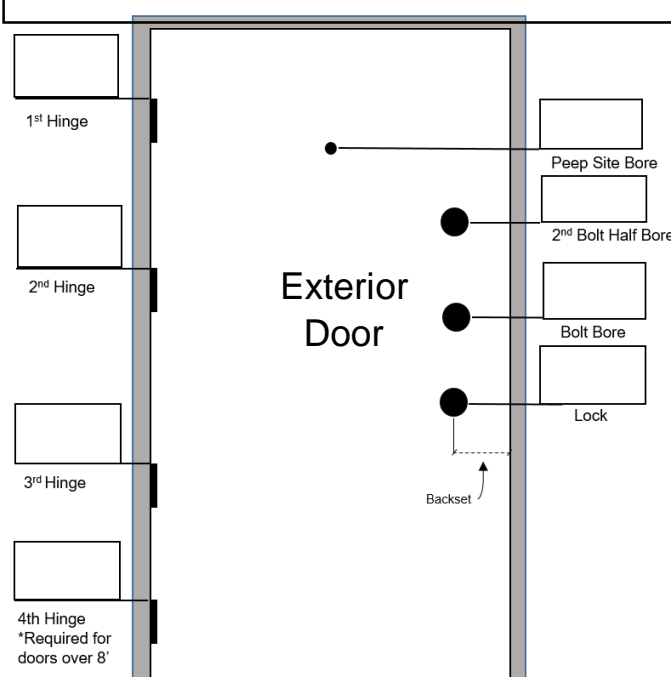
STATE _____

ZIP _____

☐ Ship to warehouse: # _____

*No jobsite form needed

EMAIL ORDER CONFIRMATION TO EMAIL ADDRESS: _____

Thickness <input type="checkbox"/> 1-3/4" (Exterior Std)	Qty: _____ Width: _____ Height: _____ *Provide measurements from top of door 1/8 of an inch	Handing/Swing *Select One Below <input type="checkbox"/> RHIS  <input type="checkbox"/> LHIS  <input type="checkbox"/> LHOS  <input type="checkbox"/> RHOS 	Prep Required? <input type="checkbox"/> No <input type="checkbox"/> Yes (MUST FULLY COMPLETE BELOW)	
Material <input type="checkbox"/> Steel (No Custom Size & Prep) <input type="checkbox"/> Fiberglass	Construction Slab Single Prehung Double Prehung		Boring <input type="checkbox"/> None <input type="checkbox"/> Single <input type="checkbox"/> 5.5" Double <input type="checkbox"/> Double + 1/2 bore Texas Only <input type="checkbox"/> Peep sight (1/2" dia.)	
Door Style 6 PANEL FLUSH FULL LITE MINIBLIND 1/2 LITE MINIBLIND FAN LITE 10 LITE 9-LITE OTHER	 Exterior Door		Hinge Type <input type="checkbox"/> Standard <input type="checkbox"/> Ball Bearing (Fiberglass only)	
	4th Hinge *Required for doors over 8'		Hinge Finish Prehung Only <input type="checkbox"/> Satin Nickel <input type="checkbox"/> Brushed Chrome <input type="checkbox"/> Antique Black <input type="checkbox"/> Brass	

Complete this section if pre-hung unit required:

Primed Jamb Size: <input type="checkbox"/> Primed Wood <input type="checkbox"/> 4-9/16" <input type="checkbox"/> 5-1/4" <input type="checkbox"/> 6-9/16" <input type="checkbox"/> 7-1/4" <input type="checkbox"/> 8-9/16" <input type="checkbox"/> Other (Please list size)	Other Jamb Material Size: <input type="checkbox"/> Textured Composite <input type="checkbox"/> Smooth Composite <input type="checkbox"/> Rot Resistant <input type="checkbox"/> 4-9/16" <input type="checkbox"/> 6-9/16"	Brickmold <input type="checkbox"/> None <input type="checkbox"/> Brickmold (ships loose)	Sill <input type="checkbox"/> None <input type="checkbox"/> Adjustable <input type="checkbox"/> ADA ADA sill only available in Mill finish.	Sill Finish *If sill required <input type="checkbox"/> Mill <input type="checkbox"/> Antique Black
---	--	---	--	--

DOOR ORDER TERMS

Due to the custom requirements and lead times, door orders may not be cancelled and doors are not returnable. Additional charges may apply for changing sizes or quantities after the initial order is placed and will require a new worksheet. Delivery times may vary, and freight charges may apply. If ordered, you must inspect product for damages upon receipt. Any damage must be noted when signing for delivery so credit can be issued. By signing below you agree to the terms stated above and that all measurements shown above are correct.

Accepted By: _____

Signature: _____

Date: _____

HDSUPPLY

1-800-431-3003

Fax: 1-800-431-3316

fmspecialorders@hdsupply.com